



The CAREs Project, Inc.

Into a CAR and onto Financial INDEPENDENCE


3410 Healy Drive, Suite 209 Winston-Salem, NC 27103 336-840-1555 www.thecaresproject.org

Step-By-Step Directions for Accessing and Returning Application Documents via Phone (*iPhone*)

<https://www.thecaresproject.org/how-to-apply>

1. Open and Read Car Ownership Program Welcome Letter

After you have read through our Program Requirements and you qualify, open our welcome letter to have a road map for the Car Ownership Program.



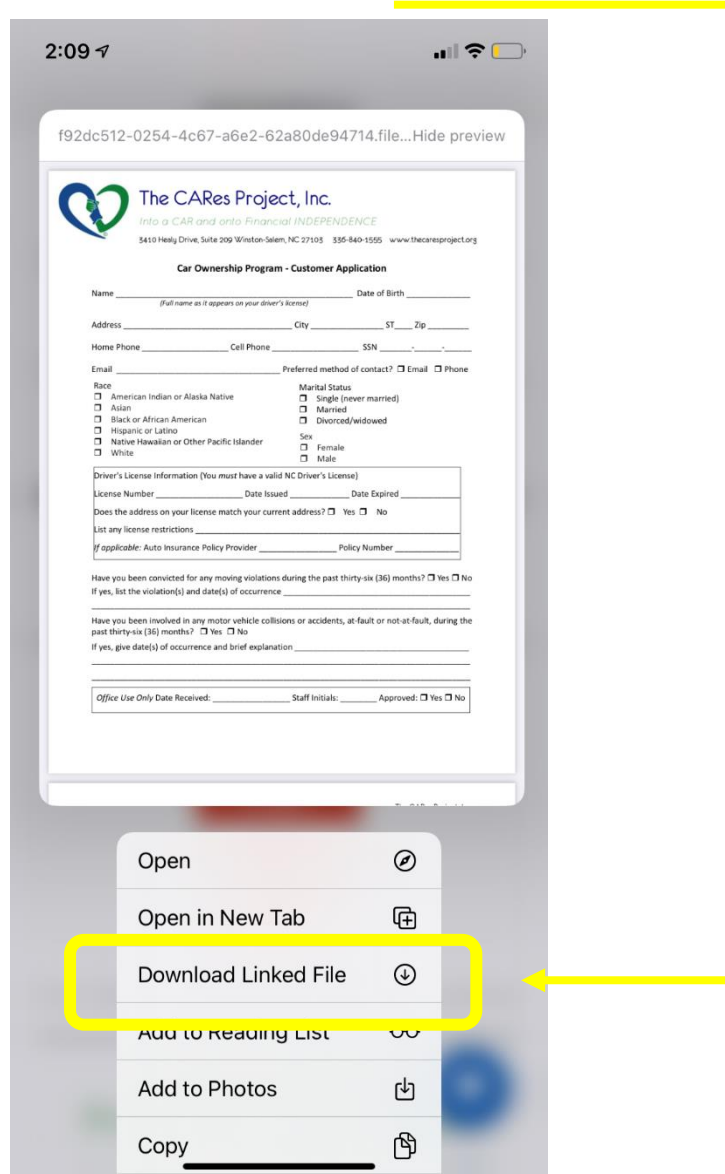
2. Open, Edit, and Download Application PDF

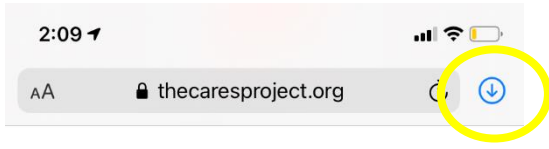
Step 2. Complete Program Application



Car Ownership Program Application

You will need to hold down PDF icon and then you need to select Download Linked File






Please read The Car Ownership Program Welcome letter BEFORE you start the application.

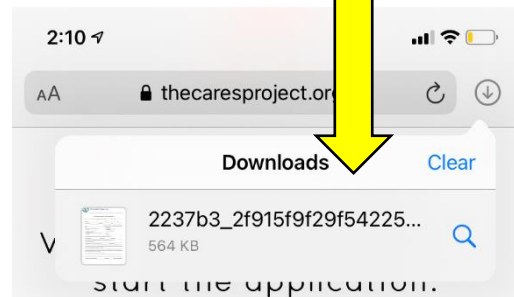
*Please reach out to Audrey McLaughlin, Program Administrator at audrey@thecaresproject.org if you have any questions about the application or how to upload it.

Step 2. Complete Program Application




Click on that icon to access your downloaded files

They show up like this.



*Please reach out to Audrey McLaughlin, Program Administrator at audrey@thecaresproject.org if you have any questions about the application or how to upload it.

Step 2. Complete Program Application



3. Edit PDF

You can now edit the PDF...



10:00

Done 2237b3_281a3d4c26d14f8a9bd...

 Into a CAR and onto Financ
3410 Healy Drive, Suite 209 Winston-Sale

Car Ownership Program

Name
(Full name as it appears on your driver

Address

Home Phone Cell Phone

Email

Race

- American Indian or Alaska Native
- Asian
- Black or African American
- Hispanic or Latino

I Yeah The

Q W E R T Y U I O P

A S D F G H J K L

↑ Z X C V B N M ↵

123 😊 space done

🌐 🎤

The PDF will save on their own!

4. Return Application (Upload or Email attachment)

A. Compose and Send Email with PDF

**** Please send email to audrey@thecaresproject.org ****

1) You can email doc utilizing the button shown below.

10:01

Done 2237b3_281a3d4c26d14f8a9bd...

The CAREs Project, Inc.
Help to CARE and end Financial DEPENDENCY
3410 Healy Drive, Suite 202 Winston-Salem, NC 27105 336-840-1986 www.thecaresproject.org

Car Ownership Program - Customer Application

Name: First Name Last Name _____ Date of Birth: MM/DD/YYYY _____
(Put name in a space on your driver's license)

Address: _____ City: _____ ST: _____ Zip: _____

Home Phone: _____ Cell Phone: _____ SSN: _____

Email: _____ Preferred method of contact? Email Phone

Race: American Indian or Alaska Native Married
 Asian Single (never married)
 Black or African American Married
 Hispanic or Latino Divorced/Widowed
 Native Hawaiian or Other Pacific Islander Female
 White Male

Driver's License Information (You must have a valid NC Driver's License)
License Number: _____ Date Issued: _____ Date Expired: _____
Does the address on your license match your current address? Yes No
List any license restrictions: _____
If Applicable: Auto Insurance Policy Provider: _____ Policy Number: _____

Have you been convicted for any moving violations during the past thirty-six (36) months? Yes No
If yes, list the violation(s) and date(s) of occurrence: _____

Have you been involved in any motor vehicle collisions or accidents, at fault or not at fault, during the past thirty-six (36) months? Yes No
If yes, give date(s) of occurrence and brief explanation: _____

Officer Use Only Date Received: _____ Staff Initials: _____ Approved: Yes No

Education
The CAREs Project, Inc. Car Ownership Application

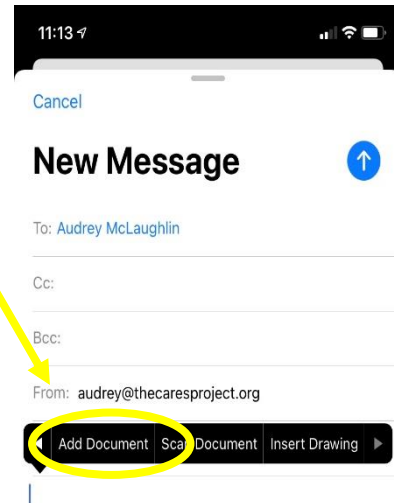
Highest level of Education Completed: _____ Any certifications: _____
Received financial assistance Yes No Student Loan Debt Yes No
List all education or training programs you are attending or have attended starting with most previous:

School Name	Major	Full time/Part time	Online/In-person	Dates (MM/YY)	Degree/Certification earned
				to	
				to	
				to	

Share icon highlighted with a yellow circle and arrow.

- 2) Or you can go to your mail app or whatever app you use for mail (Gmail, yahoo, etc.) and compose an email and attached your downloaded files

To do this, hold down your cursor and it will prompt you to copy/paste/add document/insert picture/etc. You will want to “add document” or “attach files” and the page with your downloaded file will appear and you can select the application document to be added to the email.



Send Email with Files

When you have completed the application, please **email** it to The Car Ownership Program Administrator, Audrey McLaughlin at audrey@thecaresproject.org using the Button, “**Return Application by Email Attachment**” With the subject line “**(Your Name) Cares Project Application**”

Once you have inserted or attached all the application documents you may send the email. The Program Administrator will let you know if they were received and if any further information is need before moving on to the next phase in the Car Ownership Program.

B. Upload Completed Application on Website

If you wish to upload the Application, you can by visiting our How-to-Apply webpage: <https://www.thecaresproject.org/how-to-apply>, complete our application, upload the PDF, and submit!

The screenshot shows a mobile browser interface. At the top, the time is 2:37 and the URL is thecaresproject.org. A PDF icon is displayed with the filename 'Application Instructions (Computer).pdf'. Below this is a section titled 'Return Application by Email Attachment' which contains a form with the following fields: 'Add your Name', 'Add your Zip Code', 'Add your Number', and 'Add your Email'. A green button labeled 'Upload Program Application' is positioned below these fields. At the bottom of the form is a 'Submit' button. A yellow arrow points from the right side of the page to the 'Upload Program Application' button.

Please reach out to Audrey@thecaresproject.org if you have any questions or trouble with the PDF.

Thank you and we look forward to serving you!